


# Getting Started on SBC Learning Central

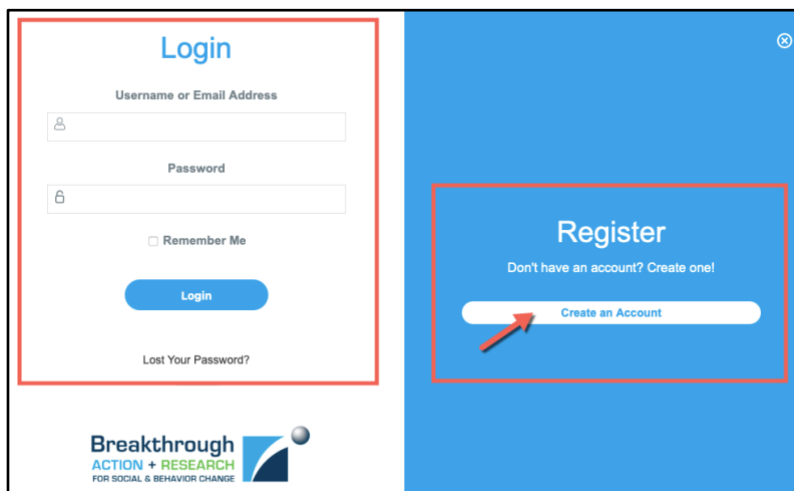
SBC Learning Central is part of the [Breakthrough ACTION + RESEARCH](#) website menu bar as noted by the arrow.



1. Click “SBC Learning Central” in the menu bar, click <https://learning.breakthroughactionandresearch.org>, or type the URL into a new browser window to open SBC Learning Central.
2. Click “Login” to create a new account or login to an existing account.



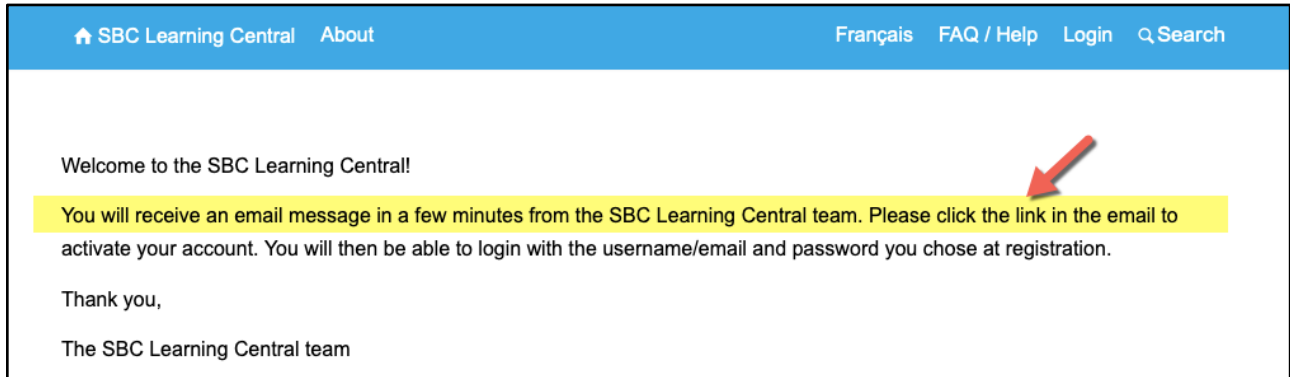
3. Once on the login screen, you will receive a prompt to login using your username/email and password or to register a new account.
4. If you do not already have an account, click “Create an Account.”



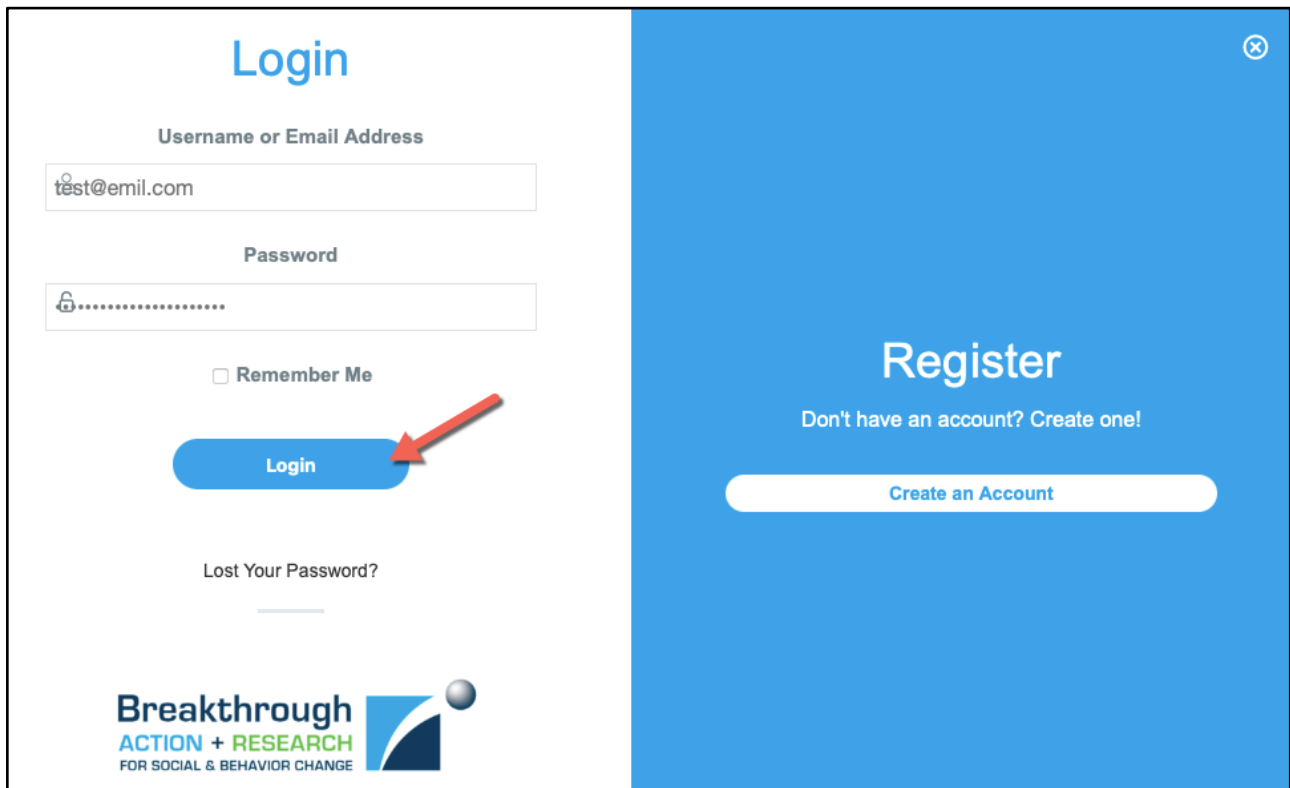
**USAID**  
FROM THE AMERICAN PEOPLE



5. Complete the User Registration form and click "Submit."
6. After clicking "Submit," you will see a welcome message and receive an email to activate your account. The email subject line will say, "Activate your SBC Learning Central account," If you do not see it in your inbox, please check your Spam folder.



7. Once you have activated your account, login by returning to SBC Learning Central, entering your username/email and password, and clicking "Login." If you forget your password, click "Lost Your Password?" to reset it.



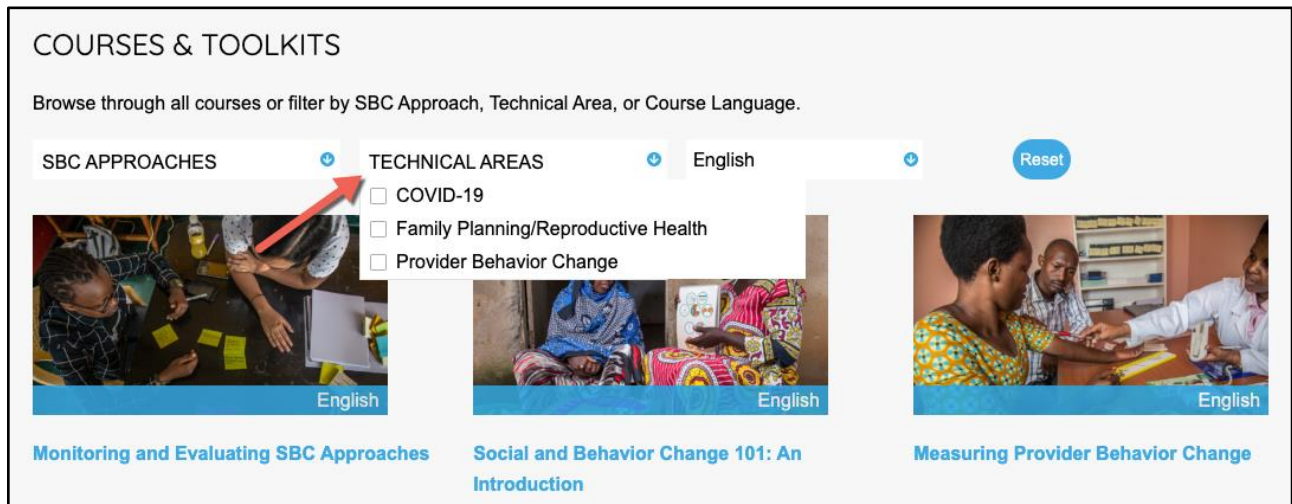
- Once logged in, scroll down and click the title of the course you would like to take (use the SBC Approaches, Technical Areas, and Course Language drop-down menus to explore what is available).

COURSES & TOOLKITS

Browse through all courses or filter by SBC Approach, Technical Area, or Course Language.

SBC APPROACHES ⌵ TECHNICAL AREAS ⌵ English ⌵ Reset

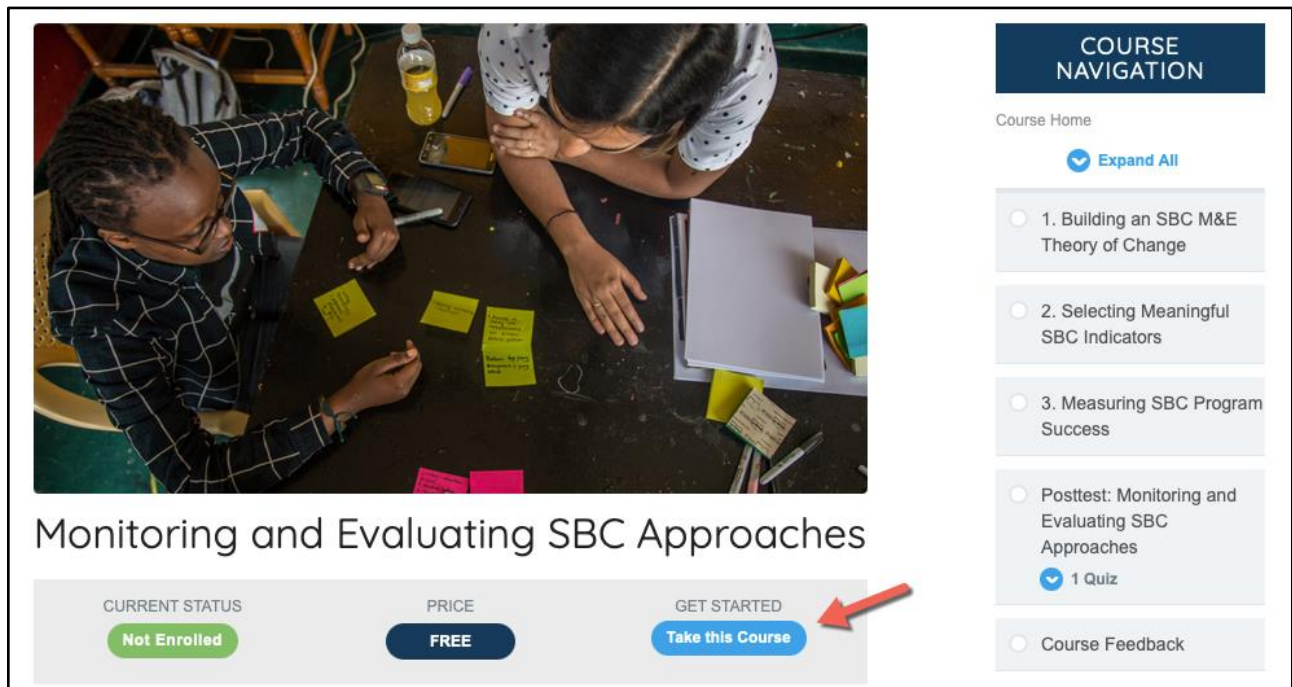
- COVID-19
- Family Planning/Reproductive Health
- Provider Behavior Change



English English English

**Monitoring and Evaluating SBC Approaches** **Social and Behavior Change 101: An Introduction** **Measuring Provider Behavior Change**

- The first time you enter a course, click “Take this Course” to enroll (if you open a course before logging in, click “Login to Enroll” then click “Take this Course”).



**Monitoring and Evaluating SBC Approaches**

CURRENT STATUS: **Not Enrolled** PRICE: **FREE** GET STARTED: **Take this Course**

**COURSE NAVIGATION**

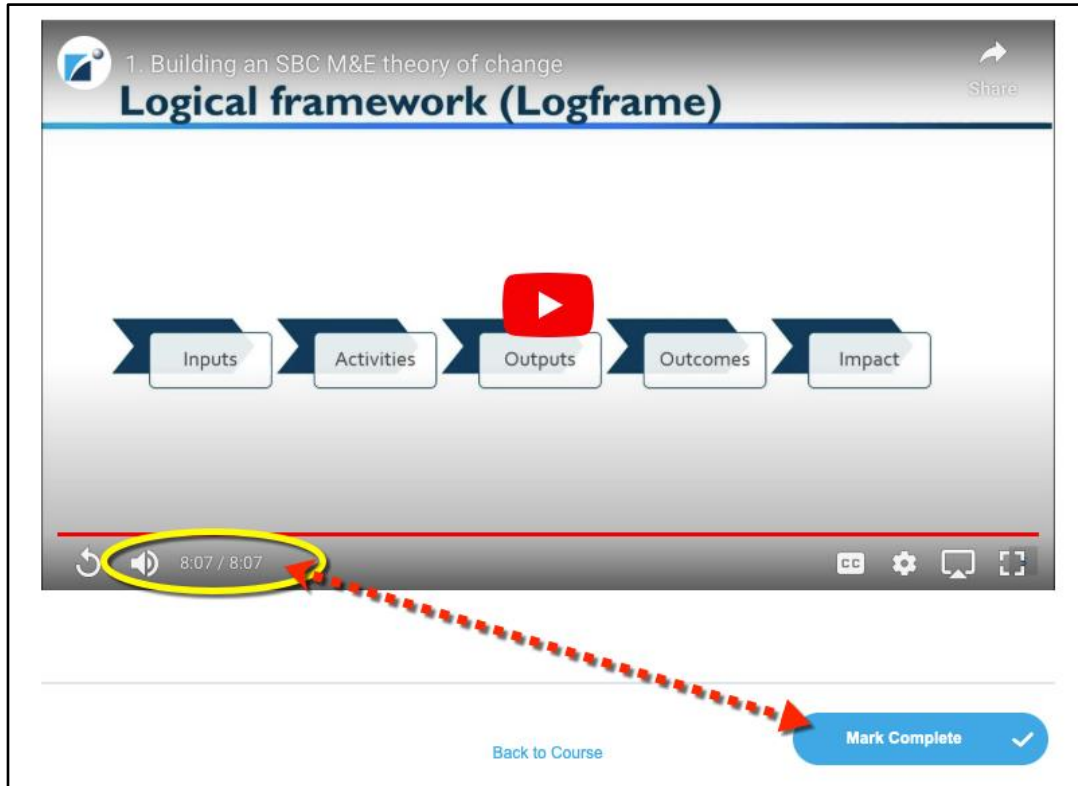
Course Home

⌵ Expand All

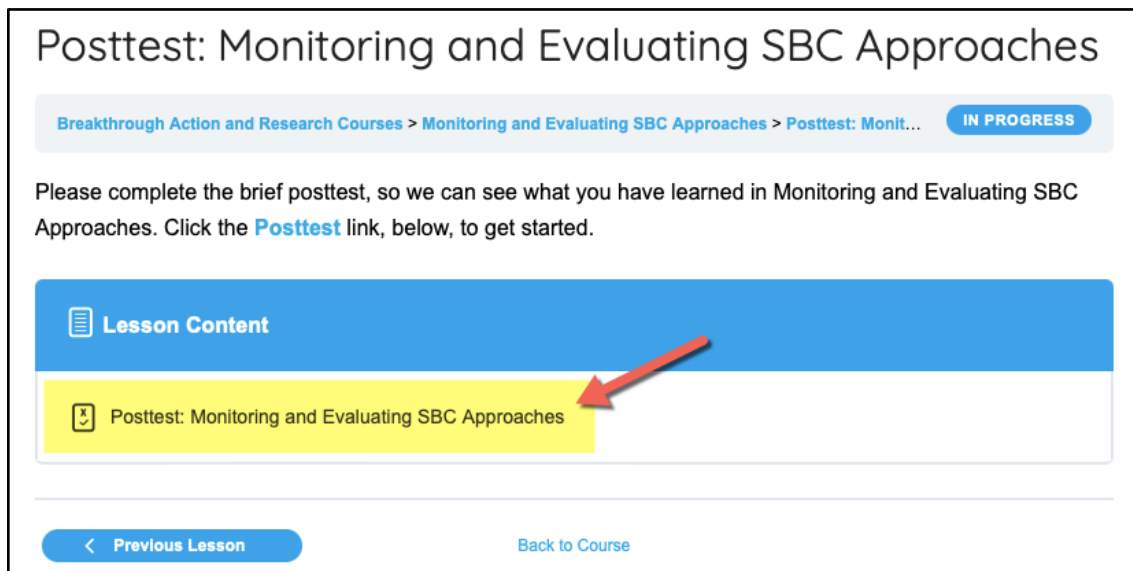
- 1. Building an SBC M&E Theory of Change
- 2. Selecting Meaningful SBC Indicators
- 3. Measuring SBC Program Success
- Posttest: Monitoring and Evaluating SBC Approaches
- 1 Quiz
- Course Feedback

- You must complete the course content in order. Under “COURSE CONTENT” or “COURSE NAVIGATION,” click the first lesson to begin.
- Proceed through the course by completing each lesson in order. **For lessons that contain videos, you must watch the entire video to complete the lesson.** If you move to another browser tab or a different application while the video is playing, it will stop. You will need to restart the video and watch it until it is done. After finishing a lesson, click the “Mark Complete” button to check off the

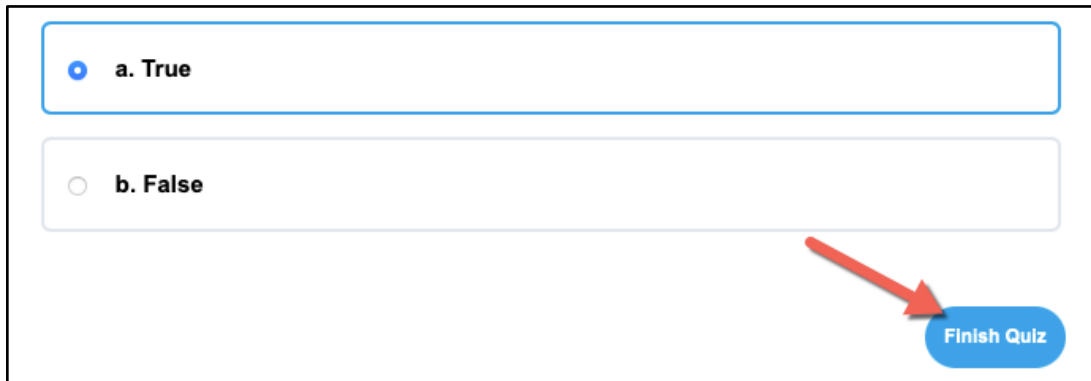
lesson in the “COURSE NAVIGATION” menu and proceed to the next lesson (note: The “Mark Complete” button is grey while a video is playing, indicating that it cannot be clicked. It changes to blue and becomes active when the video ends. You may go back and review lessons that you have already completed at any time without having to rewatch an entire video).



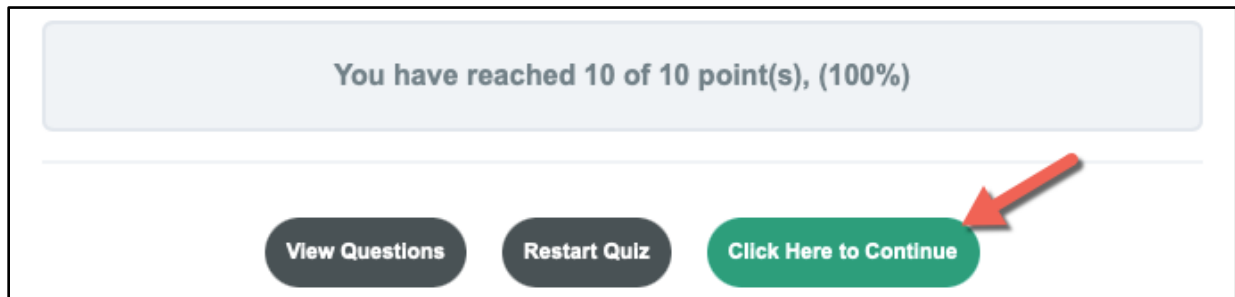
12. Most courses include a posttest. You must achieve a score of 80% or higher on the posttest to pass the course. You may retake the posttest as many times as needed to pass. Click the posttest link to begin the quiz.



13. Answer all of the posttest questions, then click the “Submit Quiz” button.

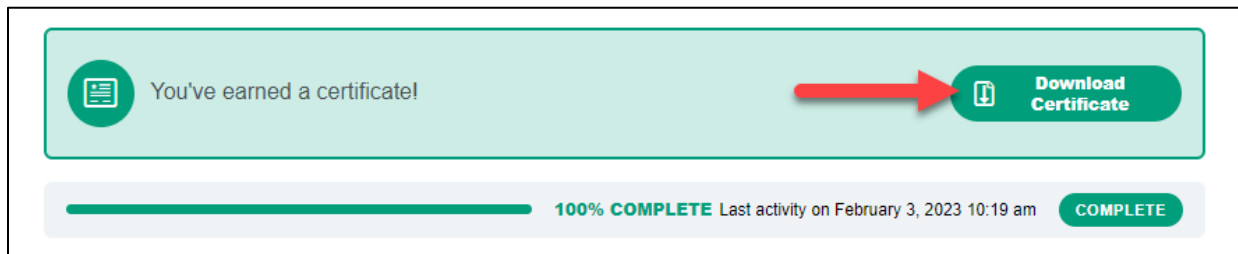


14. Once you have completed the course in its entirety and successfully passed the posttest with a score of 80% or higher, select the “Click Here to Continue” button.



15. Fill out the “COURSE FEEDBACK” form (required) and click “Submit.”

16. Congratulations! If you have completed all required materials and earned a score of 80% or higher on the posttest, click “Download Certificate” to obtain your certificate of completion.



17. At any time, you can log in to your SBC Learning Central profile to view and download your certificate(s).